

Activity Quatre (that's French for Four)




Make your own butterflies!

Suggested Materials needed: Scissors, glue, popsicle sticks, hole punch, string, coloring and decorating materials.



Nancy has decorated her room with beautiful butterflies, and so can you. Ask a grown-up to help you cut out the butterfly shapes below. Decorate them to make them beautiful. Then glue each of them to Popsicle sticks and have fun!

Here's another idea: make a hole where the wings meet and tie a string through them. Now you can hang them from your walls, like Nancy does, for a beautiful butterfly bedroom!



Permission to reproduce and distribute this page has been granted by the copyright holder, HarperCollins Publishers. All rights reserved.

Illustrations © Robin Preiss Glasser

Reproducible Activité

www.fancynancybooks.com